

## now! vision YOU CAN DO IT ALL, BUT YOU DON'T HAVE TO.

What is playful, versatile and yet still clearly arranged? Exactly, now! vision. It betrays a clear line yet is still extremely flexible: the surfaces vary from classical lacquer and high-gloss fronts to accent versions in stylish petrol, teal blue and terracotta as well as high-quality veneers in core walnut and natural oak. Push-to-open technology allows you to open closed units without the need for handles – resulting in a very pure visual effect. And you cannot only play around with the colours, the large selection of available units means that you can plan stacked or wall units variably within the limits of the bookshelf frame system. Suitable designs for the living room, dining room and study make now! vision a futuristic all-rounder.

### Planning notes

#### Lists of versions

##### Carcase versions

**Price group I**  
White lacquer  
Grey lacquer  
Black lacquer

##### Colour accent versions

**Price group II**  
Teal blue lacquer  
Petrol lacquer  
Terracotta lacquer



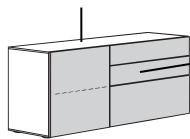
##### Front versions

**Price group I**  
White lacquer  
Grey lacquer  
Black lacquer

**Price group II**  
High-gloss white  
High-gloss grey  
High-gloss black  
Natural oak  
Core walnut

##### Lowboards, sideboards, assembly units

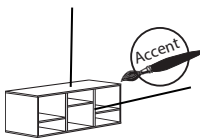
Carcase in carcase versions (white lacquer, grey lacquer or black lacquer)



Front in front versions (white lacquer, grey lacquer, black lacquer, high-gloss white, high-gloss grey, high-gloss black, natural oak or core walnut)

##### Open units

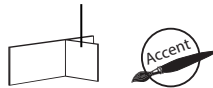
Carcase in carcase versions (white lacquer, grey lacquer or black lacquer)



Partitions, fitted shelves and rear wall in carcase versions (white lacquer, grey lacquer or black lacquer), in accent versions (teal blue lacquer, petrol lacquer or terracotta lacquer), in natural oak or core walnut

##### Rear wall with partition

Rear wall with partition in carcase versions (white lacquer, grey lacquer or black lacquer), in accent versions (teal blue lacquer, petrol lacquer or terracotta lacquer), in natural oak or core walnut



##### Angled shelves

Wall panel of angled shelves in carcase versions (white lacquer, grey lacquer or black lacquer), in accent versions (teal blue lacquer, petrol lacquer or terracotta lacquer), in natural oak or core walnut; shelf in carcase versions (white lacquer, grey lacquer or black lacquer)



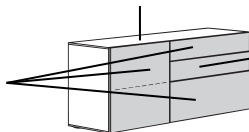
##### Changing versions:

In now! vision colour combinations within individual units are possible. In this case please state the versions clearly and separately in the order! If versions from different price groups are exchanged, the higher price group is always charged. **Please state all the versions clearly in the order!**

##### Example:

Carcase in black lacquer

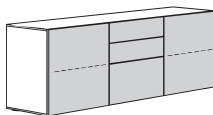
Door, top drawer and bottom flap in white lacquer



Middle drawer in core walnut

### Planning lowboards / sideboards

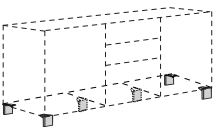
#### Planning step 1



##### Choice of type

Please note:  
Please state all the versions clearly in the order (see here the information above).

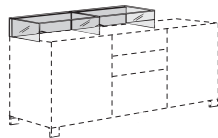
#### Planning step 2



##### Choice of optional legs

Please note:  
Cannot be fitted with sideboards with flush-front sliding-doors

#### Planning step 3



##### Choice of optional accessories

such as:  
- Fitted shelf for sideboard  
- LED-light strip for sideboard with flush-front sliding-doors  
- Glass bonnet for lowboards

**Important notes:** Generally speaking, you as a dealer/qualified fitter are responsible for the correct wall mounting of the units. That is why wall mounting should only be carried out by properly trained and qualified fitters. hülsta supplies materials for mounting units on walls for nearly all the units and which should be used for safety and for constructional reasons. The assembly materials supplied by hülsta (plugs, screws) are only suitable for fitting components on to concrete in firmness class (C12/15).

For other materials (please see separate materials table in the wall composition chapter) we provide you with an assembly mortar set as an extra order. Please note that this assembly mortar set is also only suitable for the materials listed in the materials table. If walls are made up of other materials (e.g. plastered or lighter wall materials), one should use another method of mounting better suited to the load on site.

Please note that if the units are not mounted properly on the wall, there is a risk of the units falling down or tipping over – especially when alternative mounting materials acquired on site have been used.

For the reasons stated above it is absolutely essential to enquire about the composition of any walls before signing any contracts.

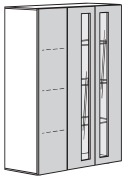
## Type list

**now!** vision  
by hülsta



## Planning assembly units

### Planning step 1

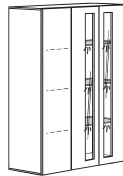


#### Choice of unit

Please note:

Please state all the versions clearly in the order (see here the information on the previous page). A wall bracket is necessary for fitting as a wall unit (possible up to max. 8R height).

### Planning step 2



#### Choice of optional accessories

such as:

- Fitted shelf
- Fitted glass shelf
- LED light strip
- LED glass rim lamp


## Stacking assembly units (possible up to 12R total height)



With now! vision it is possible to stack assembly units up to a maximum height of 12R. In this case a wall bracket must be ordered for each stacked unit. The plinth legs are omitted on the stacked assembly units.

## Planning the bookshelf frame system

### Planning step 1



#### Choice of bookshelf frames in the required number and version

Please note: 2 outer bookshelf frames must be included in every bookshelf frame combination. As many centre bookshelf frames can be included as required.

### Planning step 2



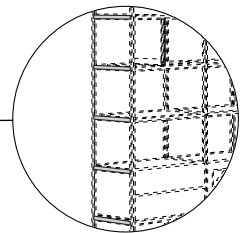
#### Choice of fitted shelves, rear walls with partition and assembly units in the required number and version

Please note: A rear wall with partition can only be fitted in combination with assembly units and/or fitted shelves. If assembly units are fitted between bookshelf frames, a fitted shelf is essential at the bottom of the lowest assembly unit. If assembly units from 4 Raster height are fitted, a wall bracket must be ordered. The same applies to every other fitted assembly unit. The plinth legs are omitted on the stacked assembly units. For constructional reasons at least 2 fitted shelves must be included, for 12 Raster bookshelf frames a third shelf must be included. Assembly units can be stacked to a max. of 4 Raster.

### Planning step 3

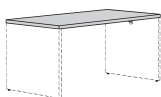


#### Choice of spacer bars in the required number and version



## Planning corner desks / extra long desks

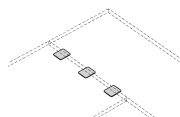
### Planning step 1



#### Choice of desktops in the required version and size

Please note: Desktops of different depths can also be included.

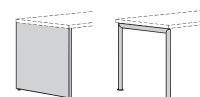
### Planning step 2



#### Choice of connecting brackets for joining the desktops

Please note: Several desktops can also be fitted round corners or next to one another. Connecting brackets must be ordered for each additional desktop.

### Planning step 3



#### Choice of side-panels/substructures in the matching depth and in the required version

If desktops are fitted round corners or next to one another, 1 side-panel or 1 substructure must be fitted between the desktops.

Note: 1 side-panel and 2 substructures or 2 side-panels and 1 substructure can also be fitted.

- **hülsta-Push-to-open:** All drawers, hinge-doors and flaps with hülsta-Push-to-open
- hülsta is one of very few manufacturers allowed to mark all its products with the environmentally friendly "Blue Angel" sign.



## Carcase versions

### Price group I

White lacquer  
Grey lacquer  
Black lacquer

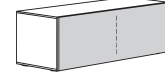
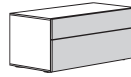
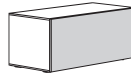
## Lowboards 2.5R

1 flap

2 drawers

1 flap

44.8 cm high  
(46.6 cm high  
incl. 1.8 cm high legs)



Article	Lowboard 2.5R	Lowboard 2.5R	Lowboard 2.5R
H x W x D in cm	44.8 x 105.7 x 52	44.8 x 105.7 x 52	44.8 x 140.9 x 52
Order no.	1251	1252	1253
Price group I *			
Price group II *			

The panel lined with black fabric of the lowboard is especially suitable for accommodating hidden audio units!  
Usable inside dimensions behind panel: height: 14.4 cm; width: 102.4 cm; depth: 43.4 cm



## Lowboards 2.5R

44.8 cm high  
(46.6 cm high  
incl. 1.8 cm high legs)

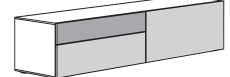
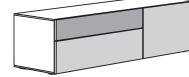
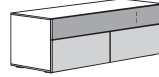
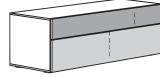
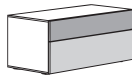
1 panel lined  
with black fabric;  
1 drawer

1 panel lined  
with black fabric;  
1 flap

1 panel lined  
with black fabric;  
2 drawers

1 panel lined  
with black fabric;  
1 drawer; 1 flap

1 panel lined  
with black fabric;  
1 drawer; 1 flap



Article	Lowboard 2.5R	Lowboard 2.5R	Lowboard 2.5R	Lowboard 2.5R	Lowboard 2.5R
H x W x D in cm	44.8 x 105.7 x 52	44.8 x 140.9 x 52	44.8 x 140.9 x 52	44.8 x 176.1 x 52	44.8 x 211.3 x 52
Order no.	1351	1352	1353	13541 (as ill.) / 13542 (v.v.)	13551 (as ill.) / 13552 (v.v.)
Price group I *					
Price group II *					

## Sideboards 4R

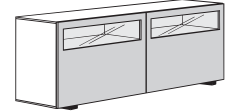
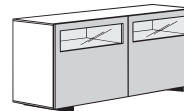
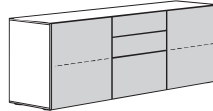
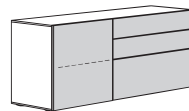
1 door; 2 drawers; 1 flap

2 doors; 2 drawers; 1 flap

2 flush-front sliding-doors with  
clear glass panel; on arched supports

2 flush-front sliding-doors with  
clear glass panel; on arched supports

70.4 cm high  
(72.2 cm high  
incl. 1.8 cm high legs  
or 79.0 cm high on  
8.6 cm high arched  
supports)



Article	Sideboard 4R	Sideboard 4R	Sideboard 4R	Sideboard 4R
H x W x D in cm	70.4 x 176.1 x 52	70.4 x 211.3 x 52	70.4 x 176.1 x 52	70.4 x 211.3 x 52
Order no.	14171 (as ill.) / 14172 (v.v.)	1421	1418	1422
Price group I *				
Price group II *				

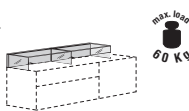
Optional legs for low- and sideboards  
(cannot be fitted in 4R sideboards with flush-front sliding-doors)

## Accessories

### Glass bonnet, legs for low- and sideboards

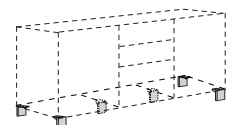
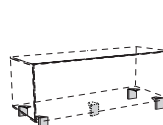
Glass bonnet of stained glass.  
Rear wall of glass bonnet in  
carcase version

Usable inside dims.  
per compartment:  
Height: 15.2 cm  
Width: 68.7 cm  
Depth: 37.2 cm



Set of 5 (for 105.7 and  
140.9 cm width)

Set of 6 (for 176.1 and  
211.3 cm width)



Article	Glass bonnet
H x W x D in cm	16 x 140 x 37.3
Order no.	1140
Price group I *	
Price group II *	

Article	Legs for low- and sideboards
H x W x D in cm	8.6 x 9.2 x 2
Order no.	1401
RRP *	1402

## Front versions

### Price group I

White lacquer  
Grey lacquer  
Black lacquer

### Price group II

High-gloss white  
High-gloss grey  
High-gloss black  
Natural oak  
Core walnut

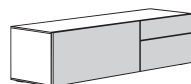
### Changing versions:

In now! vision colour combinations within individual units are possible. In this case please state the versions clearly and separately in the order! If versions from different price groups are exchanged, the higher price group is always charged. **Please state all the versions clearly in the order!**

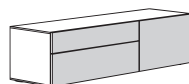
## Type list

**now!** vision  
by hülsta

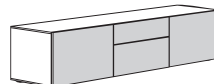
1 flap; 2 drawers



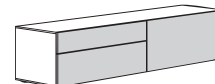
2 drawers; 1 flap



2 flaps; 2 drawers



2 drawers; 1 flap

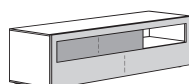


Lowboard 2.5R	Lowboard 2.5R	Lowboard 2.5R	Lowboard 2.5R
44.8 x 176.1 x 52	44.8 x 176.1 x 52	44.8 x 211.3 x 52	44.8 x 211.3 x 52
12541 (as ill.) / 12542 (v.v.)	12551 (as ill.) / 12552 (v.v.)	1256	12571 (as ill.) / 12572 (v.v.)

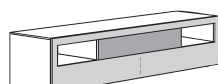
The flap with integrated, black fabric lined panel of the lowboards is especially suitable for accommodating hidden audio units! Usable inside dimensions behind panel: height: 20.8 cm; width: 102.4 cm; depth: 43.4 cm



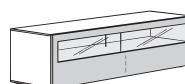
1 flap with integrated, black fabric lined panel and open compartment; incl. 1 fitted shelf and metal supports



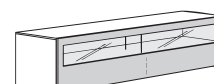
1 flap with integrated, black fabric lined panel and open compartments; incl. 1 fitted shelf and metal supports



1 flap with clear glass panel; incl. 1 fitted shelf and metal supports



1 flap with clear glass panel; incl. 1 fitted shelf and metal supports



Lowboard 2.5R	Lowboard 2.5R	Lowboard 2.5R	Lowboard 2.5R
44.8 x 176.1 x 52	44.8 x 211.3 x 52	44.8 x 176.1 x 52	44.8 x 211.3 x 52
13561 (as illustrated) / 13562 (vice versa)	1357	1358	1359

## Accessories

### Fitted shelves for low- and sideboards



Article	Fitted shelf for lowboards	Fitted shelf for lowboards	Fitted shelf for sideboards
H x W x D in cm	3.2 x 67.2 x 43.4 (behind 70.5 cm wide flap)	3.2 x 102.4 x 43.4 (behind 105.7 cm wide flap)	3.2 x 67.2 x 47.6 (behind 70.5 cm wide door)
Order no.	1270	1215	1271
Price group I *	-	-	-
Price group II *	-	-	-

## Accessories

### Lamps for low- and sideboards

Remote control for LED lamps and **important notes on including lighting:** see "now! allgemein" chapter!

LED light strip; fitted behind flaps or flush-front sliding-doors with clear glass panel; incl. footswitch and preliminary transformer.  
This luminaire contains built-in LED lamps of the energy classes A++ to A. The lamps cannot be changed in the luminaire.  
12 V; 3.0-8.2 W



Article	LED light strip for lowboards	LED light strip for sideboards (set of 2)
	for 176.1 cm width, 6.7 W	for 211.3 cm width, 8.2 W
Order no.	1676	1621
RRP *		

## Carcase versions

## Price group I

White lacquer  
Grey lacquer  
Black lacquer

## Colour accent versions

## Price group II

Teal blue lacquer  
Petrol lacquer  
Terracotta lacquer



## Open units

Carcase of the open units in carcase versions; partitions, fitted shelves and rear wall in all carcase- and accent colour versions as well as in natural oak and core walnut. Please state the required version clearly in the order!

35.2/70.4/140.8 cm high  
(37.0/72.2/142.6 cm high  
incl. 1.8 cm high legs)



Article	Open unit 2R	Open unit 2R
H x W x D in cm	35.2 x 35.3 x 39.8	35.2 x 70.5 x 39.8
Order no.	17351 (as illustrated) / 17352 (vice versa)	17701 (as illustrated) / 17702 (vice versa)
Price group I *		
Price group II *		

## Assembly units 2R

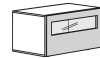
1 flap

1 drawer

2 drawers

1 flap with clear glass panel

35.2 cm high  
(37.0 cm high  
incl. 1.8 cm high legs)



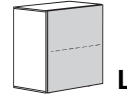
Article	Assembly unit 2R	Assembly unit 2R	Assembly unit 2R	Assembly unit 2R
H x W x D in cm	35.2 x 70.5 x 42	35.2 x 70.5 x 42	35.2 x 70.5 x 42	35.2 x 70.5 x 42
Order no.	1201	1208	1202	1203
Price group I *				
Price group II *				

## Assembly units 4R

1 door

1 door

70.4 cm high  
(72.2 cm high  
incl. 1.8 cm high legs)



Article	Assembly unit 4R	Assembly unit 4R
H x W x D in cm	70.4 x 35.3 x 42	70.4 x 70.5 x 42
Order no.	14351 L / 14352 R	14701 L / 14702 R
Price group I *		
Price group II *		

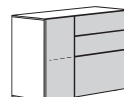
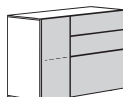
## Assembly units 4R

1 door; 2 drawers; 1 flap

1 door; 3 drawers

1 door; 1 door with clear glass panel

70.4 cm high  
(72.2 cm high  
incl. 1.8 cm high legs)



Article	Assembly unit 4R	Assembly unit 4R	Assembly unit 4R
H x W x D in cm	70.4 x 105.7 x 42	70.4 x 105.7 x 42	70.4 x 105.7 x 42
Order no.	14101 (as illustrated) / 14102 (vice versa)	14181 (as illustrated) / 14182 (vice versa)	14161 (as illustrated) / 14162 (vice versa)
Price group I *			
Price group II *			

L/R = Door hinge left/right

E now! Magazin: now! vision Seite 6 8.2014

## Front versions

### Price group I

White lacquer  
Grey lacquer  
Black lacquer

### Price group II

High-gloss white  
High-gloss grey  
High-gloss black  
Natural oak  
Core walnut

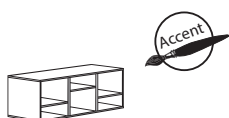
### Changing versions:

In now! vision colour combinations within individual units are possible. In this case please state the versions clearly and separately in the order! If versions from different price groups are exchanged, the higher price group is always charged. **Please state all the versions clearly in the order!**

## Type list

**now!** vision  
by hülsta


Carcase of the open units in carcass versions; partitions, fitted shelves and rear wall in all carcass- and accent colour versions as well as in natural oak and core walnut. Please state the required version clearly in the order!



Open unit 2R  
35.2 x 105.7 x 39.8  
1715



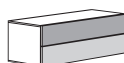
Open unit 4R  
70.4 x 35.3 x 39.8  
17361 (as illustrated) / 17362 (vice versa)



Open unit 8R  
140.8 x 35.3 x 39.8  
17371 (as illustrated) / 17372 (vice versa)

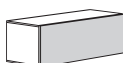
Further fronts or open compartments cannot be fitted directly above the assembly unit with fabric lined panel. The panel lined with black fabric of the assembly unit is especially suitable for accommodating hidden audio units! Usable inside dimensions behind panel:  
height: 12.8 cm; width: 102.4 cm; depth: 37.7 cm

1 panel lined with black fabric;  
1 drawer



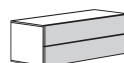
Assembly unit 2R  
35.2 x 105.7 x 42  
1204

1 flap



Assembly unit 2R  
35.2 x 105.7 x 42  
1205

2 drawers



Assembly unit 2R  
35.2 x 105.7 x 42  
1206

1 flap with clear glass panel



Assembly unit 2R  
35.2 x 105.7 x 42  
1207

2 drawers; 1 flap



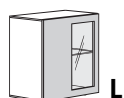
Assembly unit 4R  
70.4 x 70.5 x 42  
1471

3 drawers



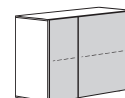
Assembly unit 4R  
70.4 x 70.5 x 42  
1473

1 door with clear glass panel



Assembly unit 4R  
70.4 x 70.5 x 42  
14721 L (as illustrated) / 14722 R (vice versa)

2 doors



Assembly unit 4R  
70.4 x 105.7 x 42  
14151 (as illustrated) / 14152 (vice versa)

## Accessories

Lamps for 2 and 4R assembly units:  
see next double page!

### Fitted shelves for 4R assembly units



Article	Fitted shelf	Fitted shelf	Fitted glass shelf
H x W x D in cm	3.2 x 32 x 37.7 (for 35.3 cm wide assembly units)	3.2 x 67.2 x 37.7 (for 70.5 cm wide assembly units)	0.8 x 67.2 x 37.7 (for 105.7 cm wide assembly units)
Order no.	1035	1070	1071
Price group I *			
Price group II *			

### Wall brackets for open units as well as 2R and 4R assembly units

Necessary for wall assembly of the open units and of the 2R and 4R assembly units.  
In this case the legs are omitted.

Article	Wall bracket for 35.3 cm wide assembly units	Wall bracket for 70.5 cm wide assembly units	Wall bracket for 105.7 cm wide assembly units
Order no.	1002	1004	1008
RRP *			

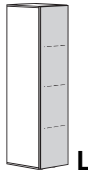
## Price group I

White lacquer  
Grey lacquer  
Black lacquer

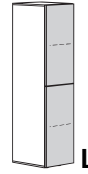
## Assembly units 8R

140.8 cm high  
(142.6 cm high  
incl. 1.8 cm high legs)

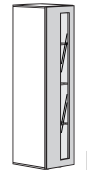
1 door



2 doors



1 door with clear glass panel

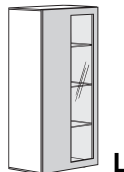


Article	Assembly unit 8R	Assembly unit 8R	Assembly unit 8R
H x W x D in cm	140.8 x 35.3 x 42	140.8 x 35.3 x 42	140.8 x 35.3 x 42
Order no.	18311 L / 18312 R	18321 L / 18322 R	18331 L (as illustrated) / 18332 R (vice versa)
Price group I *			
Price group II *			

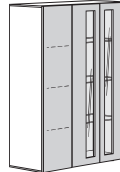
## Assembly units 8R

140.8 cm high  
(142.6 cm high  
incl. 1.8 cm high legs)

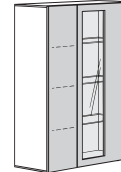
1 door with clear glass panel



1 door; 2 doors with clear glass panel



1 door; 1 door with clear glass panel



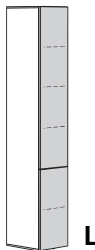
Article	Assembly unit 8R	Assembly unit 8R	Assembly unit 8R
H x W x D in cm	140.8 x 70.5 x 42	140.8 x 105.7 x 42	140.8 x 105.7 x 42
Order no.	18741 L (as illustrated) / 18742 R (vice versa)	18511 (as illustrated) / 18512 (vice versa)	18521 (as illustrated) / 18522 (vice versa)
Price group I *			
Price group II *			

## Assembly units 12R

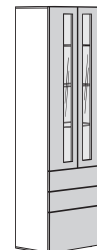
211.2 cm high  
(213.0 cm high  
incl. 1.8 cm high legs)

Cannot be fitted  
as wall units!

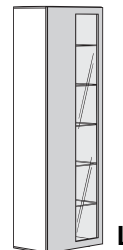
2 doors



4 doors

2 doors with clear glass panel;  
3 drawers

1 door with clear glass panel



Article	Assembly unit 12R	Assembly unit 12R	Assembly unit 12R	Assembly unit 12R
H x W x D in cm	211.2 x 35.3 x 42	211.2 x 70.5 x 42	211.2 x 70.5 x 42	211.2 x 70.5 x 42
Order no.	11311 L / 11312 R	1171	1172	11731 L (as ill.) / 11732 R (v.v.)
Price group I *				
Price group II *				

## Accessories

## Lamps for 2R, 4R, 8R and 12R assembly units

## LED light strips

Remote control for LED lamps and **important notes on including lighting**: see "now! allgemein" chapter!

LED light strip; fitted in assembly units behind flaps or doors with clear glass panel; incl. footswitch and preliminary transformer.  
This luminaire contains built-in LED lamps of the energy classes A++ to A. The lamps cannot be changed in the luminaire.  
12 V; 0.8-3.7 W

Article	LED light strip for assembly units for 35.3 cm width, 0.8 W	LED light strip for assembly units for 70.5 cm width, 2.3 W	LED light strip for assembly units for 105.7 cm width, 3.7 W
Order no.	1635	1670	1615
RRP *			

L/R = Door hinge left/right

## Front versions

### Price group I

White lacquer  
Grey lacquer  
Black lacquer

### Price group II

High-gloss white  
High-gloss grey  
High-gloss black  
Natural oak  
Core walnut

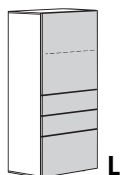
### Changing versions:

In now! vision colour combinations within individual units are possible. In this case please state the versions clearly and separately in the order! If versions from different price groups are exchanged, the higher price group is always charged. **Please state all the versions clearly in the order!**

## Type list

**now!** vision  
by hülsta

1 door; 3 drawers

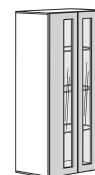


L

2 doors



2 doors with clear glass panel



Assembly unit 8R

140.8 x 70.5 x 42  
18711 L / 18712 R

Assembly unit 8R

140.8 x 70.5 x 42  
1872

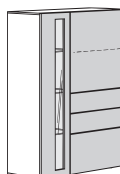
Assembly unit 8R

140.8 x 70.5 x 42  
1873

2 doors; 3 drawers



1 door with clear glass panel; 1 door; 3 drawers



Assembly unit 8R

140.8 x 105.7 x 42  
18531 (as illustrated) / 18532 (vice versa)

Assembly unit 8R

140.8 x 105.7 x 42  
18541 (as illustrated) / 18542 (vice versa)

## Accessories

### Fitted shelves for 8R and 12R assembly units



Article	Fitted shelf	Fitted shelf	Fitted glass shelf	Fitted glass shelf
H x W x D in cm	3.2 x 32 x 37.7 (for 35.3 cm wide assembly units)	3.2 x 67.2 x 37.7 (for 70.5 cm wide assembly units)	0.8 x 32 x 37.7 (for 35.3 cm wide assembly units)	0.8 x 67.2 x 37.7 (for 70.5 cm wide assembly units)
Order no.	1035	1070	1036	1071
Price group I *	-	-	-	-
Price group II *	-	-	-	-

### Wall brackets for 8R assembly units

Necessary for wall assembly of the 8R assembly units. In this case the legs are omitted.  
**12R assembly units cannot be fitted as wall units!**

Article	Wall bracket	Wall bracket	Wall bracket
	for 35.3 cm wide assembly units	for 70.5 cm wide assembly units	for 105.7 cm wide assembly units
Order no.	1002	1004	1008
RRP *			

## Accessories

### Lamps for 2R, 4R, 8R and 12R assembly units

### LED glass rim lamps

Remote control for LED lamps and **important notes on including lighting:** see "now! allgemein" chapter!

LED glass rim lamp; fitted in assembly units behind fitted glass shelves; incl. footswitch and preliminary transformer.  
This luminaire contains built-in LED lamps of the energy classes A++ to A. The lamps cannot be changed in the luminaire.  
12 V; 1.2-2.7 W



Article	LED glass rim lamp for assembly units	LED glass rim lamp for assembly units
	for 35.3 cm width, 1.2 W	for 70.5 cm width, 2.7 W
Order no.	1636	1671
RRP *		



## Carcase versions

## Colour accent versions

## Price group I

White lacquer  
Grey lacquer  
Black lacquer

## Price group II

Teal blue lacquer  
Petrol lacquer  
Terracotta lacquer



### Bookshelf frame system: bookshelf frames and spacer bars

Bookshelf frames, spacer bars and fitted shelves in carcase versions. If assembly units are fitted between bookshelf frames, a fitted shelf is essential at the bottom of the lowest assembly unit. For constructional reasons at least 2 fitted shelves must be included, for 12 Raster bookshelf frames a third shelf must be included.

108.1/143.3/213.7 cm high  
(109.1/144.3/214.7 cm high  
incl. 1.0 cm high legs)



Article	Outer bookshelf frame 6R	Centre bookshelf frame 6R	Outer bookshelf frame 8R
H x W x D in cm	108.1 x 1.5 x 42.1	108.1 x 1.5 x 42.1	143.3 x 1.5 x 42.1
Order no.	1961	1962	1981
Price group I *	-	-	-
Price group II *	-	-	-

### Bookshelf frame system: fitted shelves and rear walls

Bookshelf frames, spacer bars and fitted shelves in carcase versions. If assembly units are fitted between bookshelf frames, a fitted shelf is essential at the bottom of the lowest assembly unit. For constructional reasons at least 2 fitted shelves must be included, for 12 Raster bookshelf frames a third shelf must be included.

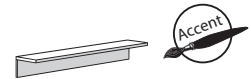


Article	Fitted shelf	Fitted shelf	Fitted shelf
H x W x D in cm	2.5 x 35.3 x 42.1	2.5 x 70.5 x 42.1	2.5 x 105.7 x 42.1
Order no.	1135	1170	1105
Price group I *	-	-	-
Price group II *	-	-	-

### Angled shelves

Wall panel of angled shelves in all carcase and accent versions as well as in natural oak and core walnut; shelf in all carcase versions. Please state the required version clearly in the order! Angled shelves can be fitted in reverse order.

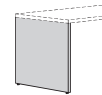
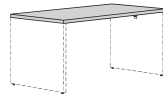
incl. wall bracket



Article	Angled shelf	Angled shelf	Angled shelf
H x W x D in cm	17.6 x 70.5 x 25	17.6 x 105.7 x 25	17.6 x 140.9 x 25
Order no.	1727	1725	1724
Price group I *	-	-	-
Price group II *	-	-	-

### Desks and mobile container B180

Desktop and side-panel (or substructure) must always be ordered together. Desktops and side-panels in all carcase versions as well as in natural oak and core walnut. Please state all the versions clearly in the order!



Article	Desktop 160	Desktop 160	Side-panel	Side-panel
H x W x D in cm	75 x 160 x 60	75 x 160 x 80	for 60 cm deep desktop	for 80 cm deep desktop
Order no.	1560	1580	1561	1581
Price group I *	-	-	-	-
Price group II *	-	-	-	-

### Revolving chair B180

Revolving chair with universal rollers for hard and soft floors. Cover: Trevira CS, 100% polyester

Armrests for fitting on revolving chair



Seat height adjustment:  
45-55 cm



Article	Revolving chair alum./black	Armrests black
H x W x D in cm	81/99 x 45 x 49/61	
Order no.	7791	7799
RRP *		

## Front versions

### Price group I

White lacquer  
Grey lacquer  
Black lacquer

### Price group II

High-gloss white  
High-gloss grey  
High-gloss black  
Natural oak  
Core walnut

### Changing versions:

In now! vision colour combinations within individual units are possible. In this case please state the versions clearly and separately in the order! If versions from different price groups are exchanged, the higher price group is always charged. **Please state all the versions clearly in the order!**

## Type list

**now!** vision  
by hülsta

Bookshelf frames, spacer bars and fitted shelves in carcass versions. If assembly units are fitted between bookshelf frames, a fitted shelf is essential at the bottom of the lowest assembly unit. For constructional reasons at least 2 fitted shelves must be included, for 12 Raster bookshelf frames a third shelf must be included.

Spacer bar can be fitted as a connection between fitted shelves and/or assembly units and as the side end unit

Centre bookshelf frame 8R	Outer bookshelf frame 12R	Centre bookshelf frame 12R	Spacer bar
143.3 x 1.5 x 42.1	213.7 x 1.5 x 42.1	213.7 x 1.5 x 42.1	2.5 x 37.1 x 1.5
1982	1911	1912	1900
-	-	-	-

Rear wall with partition in all carcass and accent versions as well as in natural oak and core walnut. Please state the required version clearly in the order!  
Rear wall with partition can only be fitted in combination with assembly units and/or fitted shelves!

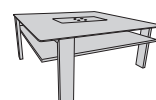


Article	Rear wall with partition	Rear wall with partition	Rear wall with partition
H x W x D in cm	32.7 x 35.3 x 38.2	32.7 x 70.5 x 38.2	32.7 x 105.7 x 38.2
Order no.	17381 (as illustrated) / 17382 (vice versa)	17711 (as illustrated) / 17712 (vice versa)	17161 (as illustrated) / 17162 (vice versa)
Price group I *			
Price group II *			

## Coffee tables CT 19

Top shelf of rear-lacquered glass, optionally rear-lacquered in white, grey or black; bottom shelf in all carcass versions; substructure in all carcass versions as well as in natural oak and core walnut. Please state all the versions clearly in the order!

Fitting consisting of lid, compartments, 4 test tubes and plastic box; optionally in white, grey or black, please state the required version clearly in the order!

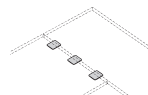
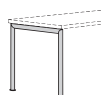


Article	Coffee table	Coffee table incl. fitting
H x W x D in cm	38 x 90 x 90	38 x 90 x 90
Order no.	1590	1591
Price group I *		
Price group II *		

Substructure of stainless steel

If desktops are fitted round corners or next to one another, connecting brackets must be fitted between the desktops.

Mobile container in all carcass versions as well as in natural oak and core walnut. Please state the required version clearly in the order!



Substructure	Substructure	Connecting brackets	Mobile container
for 60 cm deep desktop	for 80 cm deep desktop	0.03 x 0.8 x 10	57.8 x 43.3 x 59
1562	1582	1510	1570
-	-	-	-

## High-gloss care set

Polish, polishing sponge and polishing cloth (incl. instructions) for protecting and maintaining the high-gloss surfaces.

Article	High-gloss care set
Order no.	4444
RRP *	

**Price group I**  
White lacquer  
Grey lacquer  
Black lacquer

**Price group II**  
Teal blue lacquer  
Petrol lacquer  
Terracotta lacquer



## Special combinations

Special combinations are arrangements that are reduced in price. This price advantage is only available when the arrangement is ordered exactly as described. The special combinations can be enhanced by including accessories. These are charged extra.

If versions from different price groups are exchanged, the higher price group is always charged.

**Please state all the versions clearly in the order!**

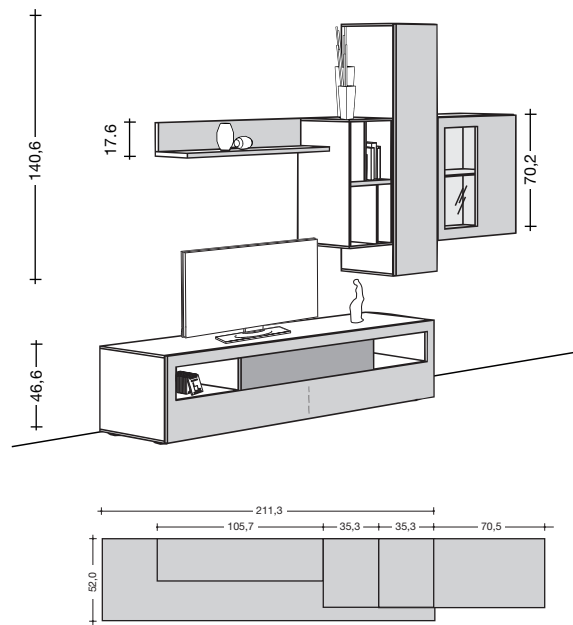


## Special combination

### Recommended accessories

Article	Order no.	RRP*
1x Legs (set of 6)	1402	
1x LED glass rim lamp	1671	

Information on the energy class:  
see the description of the individual units!



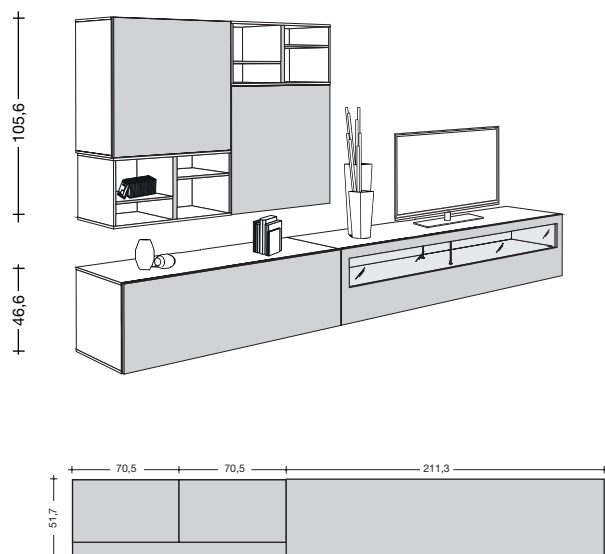
Article	Special combination
Order no.	990001 (as illustrated) / 991001 (vice versa)
Price group I *	
Price group II *	

## Special combination

### Recommended accessories

Article	Order no.	RRP*
1x Legs (set of 5)	1401	
1x Legs (set of 6)	1402	
1x LED light strip	1621	

Information on the energy class:  
see the description of the individual units!



Article	Special combination
Order no.	990002 (as illustrated) / 991002 (vice versa)
Price group I *	
Price group II *	

Front versions

Price group I	Price group II
White lacquer	High-gloss white
Grey lacquer	High-gloss grey
Black lacquer	High-gloss black
	Natural oak
	Core walnut

**Changing versions:**  
In now! vision colour combinations within individual units are possible. In this case please state the versions clearly and separately in the order! If versions from different price groups are exchanged, the higher price group is always charged. **Please state all the versions clearly in the order!**

Type list

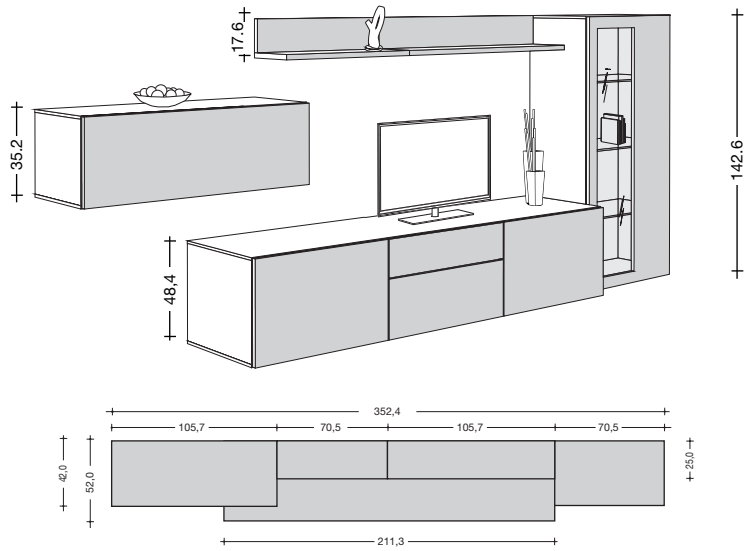


Special combination

Recommended accessories

Article	Order no.	RRP*
1x Legs (set of 6)	1402	
1x LED glass rim lamp	1671	
1x LED light strip	1670	

Information on the energy class:  
see the description of the individual units!



Article	Special combination
Order no.	990003 (as illustrated) / 991003 (vice versa)
Price group I *	
Price group II *	