

Possible arrangements



"It's impressive just how quickly a personal dream room can become perfect reality." A bed that appears to hover in your room. Dining tables that can also be extended. A cupboard that is in effect half a cabinet and half a high-board. An individually configurable living room wall arrangement with sliding cabinet door thanks to our flexible side-panel system. A bookshelf with wooden fittings. A lowboard and a sideboard with or without legs. If your furniture needs to be capable of making your own slightly different ideas possible and you place great value on a casual look. now! time is exactly the right range for you. Eight different surface versions in high-gloss, lacquer and wood are exciting to combine easily and clearly – and often in such a surprising way that we sometimes wonder why we didn't think of that ourselves.

Planning notes

Lists of versions

Carcase versions

White lacquer
Natural oak
Core walnut

Front versions: flaps and drawers

White lacquer
Natural oak
Core walnut
High-gloss white
High-gloss sand
High-gloss grey

Front versions: doors and sliding-doors

White lacquer
High-gloss white
High-gloss sand
High-gloss grey

Versions of: side-panels; wooden shelves, partition, open compartment, niche rear wall for side-panels; wall shelves

White lacquer
Sand lacquer
Grey lacquer
Natural oak
Core walnut

Carcases, carcase accessories, pedestals, coffee tables, desks, beds

Carcase in carcase versions:
white lacquer, natural oak and
core walnut



Front in front versions: white lacquer, high-gloss white, high-gloss sand and high-gloss grey (for flaps, drawers, doors and sliding-doors) as well as natural oak and core walnut (for flaps and drawers)

Side-panels; wooden shelves, partition, open compartment, niche rear wall for side-panels; wall shelves

All types in the versions white lacquer, sand lacquer, grey lacquer, natural oak and core walnut



Changing versions:

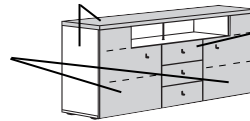
In now! time colour combinations within individual units are possible. In this case please state the versions clearly and separately in the order! **Please state all the versions clearly in the order!**

Example:

Carcase and cover shelf in
white lacquer

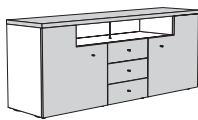
Doors in high-gloss
white

Drawers in core
walnut



Planning lowboards / sideboards / wall units

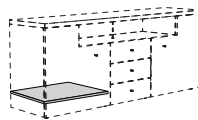
Planning step 1



Choice of type

Please note:
Please state all the versions clearly in the order
(see here the information above).

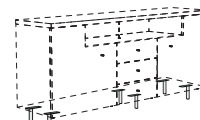
Planning step 2



Choice of optional accessories such as:

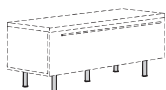
- Fitted shelf for sideboard

Planning step 3



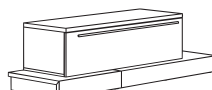
Choice of optional legs

See here the information below!

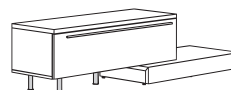


Optional legs for low- and sideboards

One set of 6 legs is required for sideboards and for 190 cm wide lowboards.
One set of 2 legs and one set of 3 legs are required for 140 cm wide lowboards.
When fitting the lowboards on pedestals: see here the sketches on the right!



The lowboard stands completely on a pedestal = no legs are required



At least one third of the lowboard stands on a pedestal
= one set of 3 legs is required for the 140 cm wide lowboard and two sets of 2 legs are required for the 190 cm wide lowboard

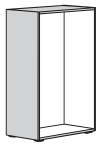


At least one half of the lowboard stands on a pedestal
= one set of 2 legs is required for the 140 cm wide lowboard and one set of 3 legs is required for the 190 cm wide lowboard

Planning notes

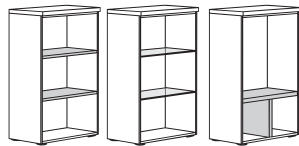
Planning single units

Planning step 1



Choice of carcass
in the required version

Planning step 2



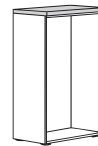
Choice of interior fittings
in the required version
such as:
- Fitted wooden shelves
- Fitted glass shelves
- Constructional shelves
- Accessories such as light strip

Planning step 3



Choice of front(s)
in the required version
such as:
- Doors
- Drawers
- Open compartments

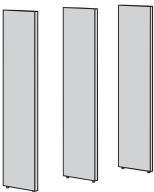
Planning step 4



Choice of cover shelf
in the required version

Planning side-panel combinations

Planning step 1



Choice of side-panels
in the required number as well as in the
required version and height

Planning step 2



Choice of shelves and niche rear walls
in the required number as well as in the
required version and width

Please note: Only fitted shelves of glass or wood can be fitted in combination with a niche rear wall.

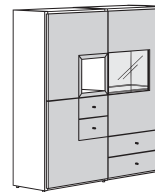
Planning step 3



Choice of optional partitions
in the required version

Please note: Partitions can only be fitted on wooden shelves. Partitions are essential if sliding-doors are fitted in front of a 136.6 cm wide wooden shelf.

Planning step 4



Choice of front(s)
in the required version
such as:
- Doors
- Sliding-doors
- Flaps
- Drawers
- Open compartments

Important notes: Generally speaking, you as a dealer/qualified fitter are responsible for the correct wall mounting of the units. That is why wall mounting should only be carried out by properly trained and qualified fitters. hülsta supplies materials for mounting units on walls for nearly all the units and which should be used for safety and for constructional reasons. The assembly materials supplied by hülsta (plugs, screws) are only suitable for fitting components on to concrete in firmness class (C12/15).
For other materials (please see separate materials table in the wall composition chapter) we provide you with an assembly mortar set as an extra order. Please note that this assembly mortar set is also only suitable for the materials listed in the materials table. If walls are made up of other materials (e.g. plastered or lighter wall materials), one should use another method of mounting better suited to the load on site.
Please note that if the units are not mounted properly on the wall, there is a risk of the units falling down or tipping over – especially when alternative mounting materials acquired on site have been used.
For the reasons stated above it is absolutely essential to enquire about the composition of any walls before signing any contracts.

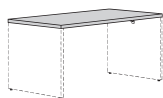
Type list



● ● ● made in germany

Planning corner desks / extra long desks

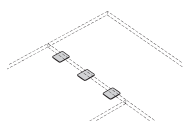
Planning step 1



Choice of desktop
in the required version and size

Please note: Desktops of different depths can also be included.

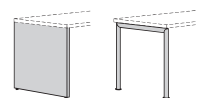
Planning step 2



Choice of connecting brackets
for joining the desktops

Please note: Several desktops can also be fitted round corners or next to one another. Connecting brackets must be ordered for each additional desktop.

Planning step 3



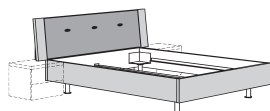
Choice of side-panels/substructures
in the matching depth and in the required version

If desktops are fitted round corners or next to one another, 1 side-panel or 1 substructure must be fitted between the desktops.

Note: 1 side-panel and 2 substructures or 2 side-panels and 1 substructure can also be fitted.

Planning a bed combination / bedroom / wardrobe

Planning step 1



Choice of bed
in the required version and size

Please note: For the bed with artificial leather headboard A the bed and consoles must be ordered together.

Planning step 2



Choice of type

Please note: Please state all the versions clearly in the order.

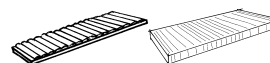
Planning step 3



Choice of optional accessories
such as:

- LED bed lamp
- LED light strip for console

Planning step 4



Choice of base frames and mattresses

You will find the base frames and mattresses in the separate **now! sleeping systems** chapter!

Planning step 5

Choice of wardrobes

You will find the wardrobes and the functional and high-quality wardrobe interior fittings in the separate **now! flexx** and **now! slide** chapters!



- **Please note:** Side-panel system, carcasses and lowboards cannot be fitted as room divider.
- **hülsta-SoftFlow:** All drawers with auto pull-in feature with brake as fully pull-out units
- **hülsta-MagicClose:** All wooden hinge-doors with hülsta-MagicClose (gentle closing)
- hülsta is one of very few manufacturers allowed to mark all its products with the environmentally friendly "Blue Angel" sign.



Carcase versions

White lacquer
Natural oak
Core walnut

Front versions: flaps and drawers

White lacquer
Natural oak
Core walnut
High-gloss white
High-gloss sand
High-gloss grey

Carcases

35.2/70.4/105.6/140.8 cm
high (37.0/72.2/107.4/
142.6 cm high incl. 1.8 cm
high legs)

Cover shelves for carcasses are absolutely essential and must be ordered separately!
Cannot be fitted between side-panels.

Cannot be used
as wall unit

Cannot be used
as open unit



Article	Carcase 2R	Carcase 2R	Carcase 4R	Carcase 6R	Carcase 8R
H x W x D in cm	35.2 x 50 x 37.9	35.2 x 70 x 37.9	70.4 x 70 x 37.9	105.6 x 70 x 37.9	140.8 x 70 x 37.9
Order no.	4052	4072	4074	4076	4078
RRP *					

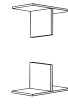
Carcase accessories

Clear glass

Constructional shelf with partition

Necessary for wall assembly of
50 cm wide 2 Raster carcass

Necessary for wall assembly
of 70 cm wide 2, 4 and
6 Raster carcasses



Article	Fitted wooden shelf	Fitted glass shelf	Constructional shelf	Wall bracket	Wall bracket
H x W x D in cm	2.0 x 66.6 x 35.9	0.6 x 66.6 x 34.8	35.0 x 66.6 x 35.9		
Order no.	4060	40800	4064	40050	40000
RRP *					

Side-panels

Side-panel accessories

Heights incl. 1.5 cm high
plinth adjusters



Article	Outer side-panel 8R	Centre side-panel 8R	Outer side-panel 12R	Centre side-panel 12R	Wooden shelf	Wooden shelf	Wooden shelf
H x W x D in cm	145.8 x 3.3 x 37.9	145.8 x 3.3 x 37.9	216.2 x 3.3 x 37.9	216.2 x 3.3 x 37.9	3.3 x 31.6 x 37.9	3.3 x 46.6 x 37.9	3.3 x 66.6 x 37.9
Order no.	4418	4448	4411	4441	4463	4465	4464
RRP *							

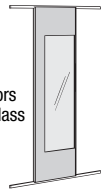
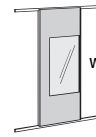
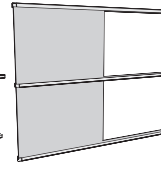
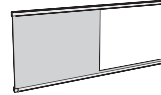
Side-panel accessories

Can only be fitted between 2 shelves

Sliding-doors incl. rails; under the sliding-doors partitions must be fitted down to the bottom shelf with 136.6 cm wide wooden shelves. Min. space required to be able to fit the sliding-doors: 283 cm (for the 6R sliding-doors) or 143.1 cm (for the 8R and 12R sliding-door)

Drawers with hülsta-Push-to-open

Behind the 139.7 cm wide flap 2R a partition must be fitted down to the bottom shelf.



Article	Drawer 1R	Drawers 2R	Flap 2R	Flap 2R	Sliding-door 6R	2 sliding-doors 6R	Sliding-door 8R	Sliding-door 12R
H x W x D in cm	16 x 66.6 x 38	32 x 66.6 x 38	34.9 x 69.7 x 2	34.9 x 139.7 x 2	105.8 x 139 x 2	214.2 x 139 x 2	140.4 x 69 x 2	210.8 x 69 x 2
Order no.	4470	4472	4574	4533	4386	43813	43881 (as ill.) / 43882 (v.v.)	43811 (as ill.) / 43812 (v.v.)
RRP *								

Drawer and door fronts for carcasses and side-panels

Drawers 1R and 2R cannot be fitted in 32 cm deep wall units

Can be fitted in combina-
tion with constructional
shelf or partition

Can be fitted in combina-
tion with constructional
shelf or partition



Article	Drawer 1R	Drawer 1R	Drawer 1R	Drawers 2R	Drawers 2R	Drawers 2R	Door 4R
H x W x D in cm	17.6 x 35 x 40	17.6 x 50 x 40	17.6 x 70 x 40	35.2 x 35 x 40	35.2 x 50 x 40	35.2 x 70 x 40	70.1 x 69.7 x 2
Order no.	4130	4150	4170	4132	4152	4172	42741 L / 42742 R
RRP *							

Front versions: doors and sliding-doors

White lacquer
High-gloss white
High-gloss sand
High-gloss grey

Versions of: side-panels; wooden shelves, partition, open compartment, niche rear wall for side-panels

White lacquer
Sand lacquer
Grey lacquer
Natural oak
Core walnut

Changing versions:

In now! time colour combinations within individual units are possible. In this case please state the versions clearly and separately in the order!

Please state all the versions clearly in the order!

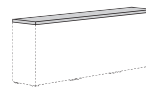
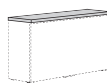
Type list

now! time
by hülsta

● ● ● made in germany

Cover shelves

Can be fitted as upper and lower cover shelf or as a plinth shelf; in 140 and 210 cm width fittable as full-length cover/plinth shelf



Article	Cover shelf	Cover shelf	Cover shelf	Cover shelf
H x W x D in cm	3.3 x 50 x 40	3.3 x 70 x 40	3.3 x 140 x 40	3.3 x 210 x 40
Order no.	4050	4070	4041	4021
RRP *				

High-gloss care set

Polish, polishing sponge and polishing cloth (incl. instructions) for protecting and maintaining the high-gloss surfaces.

High-gloss care set
4444

Lamps

Remote control for LED lamps and **important notes on including lighting:** see "now! allgemein" chapter!

Light strip; can only be fitted on rear wall in 4, 6 and 8 Raster carcass; incl. footswitch. This luminaire is compatible with lamps of the energy classes A to B. This luminaire is sold with a lamp of the energy class A. 230 V; 13 W

LED glass rim lamp; can also be fitted between side-panels with fitted glass shelves; incl. footswitch and preliminary transformer. This luminaire contains built-in LED lamps of the energy classes A++ to A. The lamps cannot be changed in the luminaire. 12 V; 2.9 W



Article	Light strip	LED glass rim lamp
H x W x D in cm	3.3 x 66.6 x 5.3	2.9 x 66.4 x 1.4
Order no.	40610	40810
RRP *		

Side-panel accessories, open compartment

Please note: From a load of 15 kg partitions must be fitted down to the bottom shelf with 136.6 cm wide wooden shelves; incl. wall bracket

Can only be fitted in front of niche rear wall

Under the sliding-door partitions must be fitted down to the bottom shelf with 136.6 cm wide wooden shelves.

Can be fitted in combination with constructional shelf (carcasses) as well as shelves and partition (side-panels); cannot be fitted in 32 cm deep wall units

Clear glass



Article	Wooden shelf	Fitted wooden shelf	Fitted glass shelf	Partition	Partition
H x W x D in cm	3.3 x 136.6 x 37.9	3.3 x 66.6 x 35.3	0.6 x 66.6 x 34.8	15.9 x 3.3 x 37.9	31.9 x 3.3 x 37.9
Order no.	4461	4460	40800	4452	4402
RRP *					

Open compartment
34.7 x 34.7 x 37.3
4423

Niche rear walls

for 31.9 cm high partition



Article	Niche rear wall 2R	Niche rear wall 2R	Niche rear wall 4R	Niche rear wall 6R	Niche rear wall 8R	Niche rear wall 12R
H x W x D in cm	31.5 x 31.2 x 1.1	31.5 x 66.2 x 1.1	66.7 x 66.2 x 1.1	101.9 x 66.2 x 1.1	137.1 x 66.2 x 1.1	207.5 x 66.2 x 1.1
Order no.	4483	4482	4474	4476	4478	4471
RRP *						

Door fronts for carcasses and side-panels

Can be fitted in combination with constructional shelf (carcasses) and partition (side-panels)



Door with clear glass panel



Doors with clear glass panel



Article	Door 4R	Door 6R	Door 6R	Door 8R	Angled door 4R	Angled door 4R
H x W x D in cm	70.1 x 69.7 x 2	105.3 x 69.7 x 2	105.3 x 69.7 x 2	140.5 x 69.7 x 2	70.1 x 69.7 x 2	70.1 x 69.7 x 2
Order no.	43741 L (as ill.) / 43742 R (v.v.)	42761 L / 42762 R	43761 L (as ill.) / 43762 R (v.v.)	43781 L (as ill.) / 43782 R (v.v.)	4284	4285
RRP *						

Carcase versions

White lacquer
Natural oak
Core walnut

Front versions:
flaps and drawers

White lacquer
Natural oak
Core walnut
High-gloss white
High-gloss sand
High-gloss grey

Wall units

1 flap;
flap hinge at bottom



1 flap;
flap hinge at top



1 flap;
flap hinge at bottom



1 flap;
flap hinge at top



Article	Wall unit 2R	Wall unit 2R	Wall unit 2R	Wall unit 2R
H x W x D in cm	35.2 x 70 x 34	35.2 x 70 x 34	35.2 x 120 x 34	35.2 x 120 x 34
Order no.	45708	45709	45718	45719
RRP *				

Accessories for wall units



Article	Fitted wooden shelf	Fitted glass shelf
H x W x D in cm	2.0 x 66.6 x 28	0.6 x 66.6 x 28
Order no.	4160	41800
RRP *		

Lowboards

Infrared repeater set possible for lowboards, see "now! allgemein" chapter!

38.6/24.7 cm high
(40.4/26.5 cm high
incl. 1.8 cm high
legs)

Lowboards also fittable optionally on pedestals and/or legs.
Please be sure to observe the notes on the introductory page in this respect!

1 flap


1 flap; open compartment

1 flap; 1 drawer

1 flap

Usable inside dims. of centre (or outer) compartments (without drawer):
height top/bottom: 17.4/14.0 (or 33.4) cm; width: 69.4 (or 31.5) cm; depth: 45.8 cm

Usable inside dims. per compartment:
height: 19.5 cm; width: 61.0 cm;
depth: 45.8 cm



Article	Lowboard	Lowboard	Lowboard	Lowboard
H x W x D in cm	38.6 x 140 x 50	38.6 x 140 x 50	38.6 x 140 x 50	24.7 x 190 x 50
Order no.	4530	4536	4538	4510
RRP *				

Sideboards
Legs

Sideboard also fittable optionally on legs.

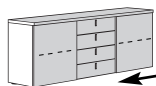
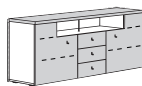
Optional legs in stainless steel for sideboards

73.7 cm high
(75.5 cm high
incl. 1.8 cm high
legs)

2 doors; open compartment, 3 drawers

2 sliding-doors; 4 drawers

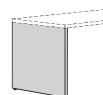
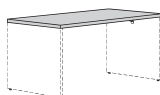
Set of 6



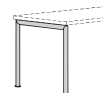
Article	Sideboard	Sideboard	Fitted wooden shelf for sideboard	Legs for sideboards
H x W x D in cm	73.7 x 190 x 45	73.7 x 210 x 45	2.0 x 66.6 x 40.0	15.2 cm high; Ø 4 cm
Order no.	4330	4340	4360	46200
RRP *				

Desks B180

Desktop and side-panel (or substructure) must always be ordered together. Desktops and side-panels in all carcass versions.
In the natural oak and core walnut surfaces the desktops and side-panels are in price group II. Please state all the versions clearly in the order!



Substructure of stainless steel



Article	Desktop 160	Desktop 160	Side-panel	Side-panel	Substructure	Substructure
H x W x D in cm	75 x 160 x 60	75 x 160 x 80	for 60 cm deep desktop	for 80 cm deep desktop	for 60 cm deep desktop	for 80 cm deep desktop
Order no.	1560	1580	1561	1581	1562	1582
Price group I *						
Price group II *						

Front versions: doors and sliding-doors

White lacquer
High-gloss white
High-gloss sand
High-gloss grey

Wall shelf versions

White lacquer
Sand lacquer
Grey lacquer
Natural oak
Core walnut

Changing versions:

In now! time colour combinations within individual units are possible. In this case please state the versions clearly and separately in the order!
Please state all the versions clearly in the order!

Type list



● ● ● made in germany

Wall units

1 door with 1 wooden shelf

1 door with clear glass panel
and with 1 fitted glass shelf

1 door with 1 wooden shelf

1 door with clear glass panel
and with 1 fitted glass shelf



L



L



L



L

Article	Wall unit 4R	Wall unit 4R	Wall unit 6R	Wall unit 6R
H x W x D in cm	70.4 x 70 x 34	70.4 x 70 x 34	105.6 x 70 x 34	105.6 x 70 x 34
Order no.	42841 L / 42842 R	43841 L (as ill.) / 43842 R (v.v.)	42861 L / 42862 R	43861 L (as ill.) / 43862 R (v.v.)
RRP *				

Wall shelves



Article	Wall shelf	Wall shelf
H x W x D in cm	3.3 x 70 x 25	3.3 x 120 x 25
Order no.	4370	4372
RRP *		

Pedestals

Legs for lowboards

Optional legs of stainless steel for lowboards; one set of 2 legs and one set of 3 legs are required for the 140 cm wide lowboards, one set of 6 legs is required for the 190 cm wide lowboard. When fitting lowboards on pedestals: see here the notes on the introductory page!

Set of 2

Set of 3

Set of 6



Article	Pedestal	Pedestal	Legs for lowboard	Legs for lowboard	Legs for lowboard
H x W x D in cm	15 x 70 x 60	15 x 120 x 60	15.2 cm high; Ø 4 cm	15.2 cm high; Ø 4 cm	15.2 cm high; Ø 4 cm
Order no.	4071	4011	45200	43200	46200
RRP *					

Coffee tables CT 18

Coffee tables and swing-out drawer in all carcass versions.

Glass top optionally white, sand or grey.
Please state the required version clearly in the order!

Swing-out drawer for coffee tables



Article	Coffee table	Coffee table with glass top	Swing-out drawer
H x W x D in cm	31.2 x 70 x 70	30.9 x 70 x 70	9 x 32.3 x 32.3
Order no.	4572	4522	4592
RRP *			

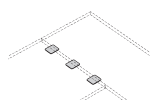
Mobile container and revolving chair B180, accessories

If desktops are fitted round corners or next to one another, connecting brackets must be fitted between the desktops.

Mobile container in all carcass versions. In the natural oak and core walnut surfaces the mobile container is in price group II. Please state the required version clearly in the order!

Revolving chair mit universal rollers for hard and soft floors. Cover: Trevira CS, 100% polyester

Armrests for fitting on revolving chair



Seat height adjustment:
45-55 cm



Article	Connecting brackets	Mobile container	Revolving chair alum./black	Armrests black
H x W x D in cm	0.03 x 0.8 x 10	57.8 x 43.3 x 59	81/99 x 45 x 49/61	
Order no.	1510	1570	7791	7799
Price group I *				
Price group II *				

Bed surround frame versions

Bed headboard versions

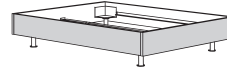
White lacquer
Natural oak
Core walnut

Artificial leather white
Artificial leather sand
Artificial leather grey

Beds

NEW

Bed width 120 cm



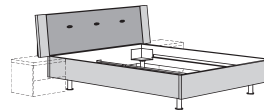
Outside dims.:
Length: + 6.4 cm
Width: + 7.4 cm
Height: 40.0 cm
Usable inside bed height: 14.6 cm
Height between floor and lower rim of bedside: 15.3 cm

Article	Bed 200 cm long					
Bed inside width in cm	100	120	140	160	180	200
Order no.	4741	4722	4744	4746	4748	4742
RRP *						

Beds with artificial leather headboard A

Artificial leather headboard optionally white, sand or grey. Bed and consoles must always be ordered together.
As colour combinations are possible, the order numbers must however be stated separately.
Consoles: see bottom of this double page! Please state all the versions clearly in the order!

Headboard in artificial leather Protex;
surface: 100% polyurethane
underlying fabric: 70% polyester, 30% cotton



Outside dims.:
Length: + 16.0 cm
Width: + 7.4 cm; + the relevant console widths
Height: 90.0 cm
Usable inside bed height: 14.6 cm
Height between floor and lower rim of bedside: 15.3 cm

Article	Bed with artificial leather headboard A, 200 cm long			
Bed inside width in cm	140	160	180	200
Order no.	4754	4756	4758	4752
RRP *				

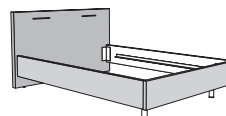
NEW

Bed with new headboard

Beds with artificial leather headboard B

Artificial leather headboard optionally white, sand or grey.
Please state the required version clearly in the order!

Headboard in artificial leather Protex;
surface: 100% polyurethane
underlying fabric: 70% polyester, 30% cotton



Outside dims.:
Length: + 9.2 cm
Width: + 14.0 cm
Height: 91.5 cm
Usable inside bed height: 14.6 cm
Height between floor and lower rim of bedside: 15.3 cm

Article	Bed with artificial leather headboard B, 200 cm long					
Bed inside width in cm	100	120	140	160	180	200
Order no.	4771	4772	4774	4776	4778	4770
RRP *						

Consoles
Bed accessories

2 drawers

2 drawers

1 drawer; open compartment

Necessary for wall assembly of
50 cm wide 2 Raster consolesNecessary for wall assembly of
70 cm wide 2 Raster consoles

If consoles are to be included as wall units, a wall bracket must be ordered (see right).

38.5 cm high
(40.3 cm high
incl. 1.8 cm high legs)



Article	Console 2R	Console 2R	Console 2R	Wall bracket	Wall bracket
H x W x D in cm	38.5 x 50 x 40	38.5 x 70 x 40	38.5 x 70 x 40		
Order no.	4053	4073	4173	40050	40000
RRP *					

Base frames and mattresses

You will find the base frames and mattresses in the separate **now! sleeping systems** chapter!

Wardrobes

You will find the wardrobes and the functional and high-quality wardrobe interior fittings in the separate **now! flexx** and **now! slide** chapters!

Console carcass versions

White lacquer
Natural oak
Core walnut

Console front versions

White lacquer
Natural oak
Core walnut
High-gloss white
High-gloss sand
High-gloss grey

Type list

now! time
by hülsta

● ● ● made in germany

Changing versions:

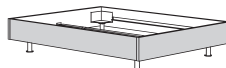
In now! time colour combinations within individual units are possible. In this case please state the versions clearly and separately in the order!

Please state all the versions clearly in the order!

Beds

NEW Bed width 120 cm

Outside dims.:
Length: + 6.4 cm
Width: + 7.4 cm
Height: 40.0 cm
Usable inside bed height: 14.6 cm
Height between floor and lower rim of bedside: 15.3 cm



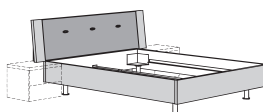
Article	Bed 220 cm long					
Bed inside width in cm	100	120	140	160	180	200
Order no.	4743	4732	4745	4747	4749	4740
RRP *						

Beds with artificial leather headboard A

Headboard in artificial leather Protex;
surface: 100% polyurethane
underlying fabric: 70% polyester, 30% cotton

Artificial leather headboard optionally white, sand or grey. Bed and consoles must always be ordered together.
As colour combinations are possible, the order numbers must however be stated separately.
Consoles: see bottom of this double page! Please state all the versions clearly in the order!

Outside dims.:
Length: + 16.0 cm
Width: + 7.4 cm; + the relevant console widths
Height: 90.0 cm
Usable inside bed height: 14.6 cm
Height between floor and lower rim of bedside: 15.3 cm



Article	Bed with artificial leather headboard A, 220 cm long			
Bed inside width in cm	140	160	180	200
Order no.	4764	4766	4768	4762
RRP *				

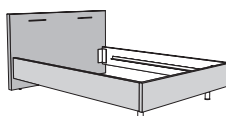
NEW Bed with new headboard

Beds with artificial leather headboard B

Headboard in artificial leather Protex;
surface: 100% polyurethane
underlying fabric: 70% polyester, 30% cotton

Artificial leather headboard optionally white, sand or grey.
Please state the required version clearly in the order!

Outside dims.:
Length: + 9.2 cm
Width: + 14.0 cm
Height: 91.5 cm
Usable inside bed height: 14.6 cm
Height between floor and lower rim of bedside: 15.3 cm



Article	Bed with artificial leather headboard B, 220 cm long					
Bed inside width in cm	100	120	140	160	180	200
Order no.	4781	4782	4784	4786	4788	4780
RRP *						

Lamps

Remote control for LED lamps and **important notes on including lighting:** see "now! allgemein" chapter!

LED light strip; fitted in open compartments of the consoles; incl. footswitch and preliminary transformer. This luminaire contains built-in LED lamps of the energy classes A++ to A. The lamps cannot be changed in the luminaire. 12 V; 1.8 W

LED bed lamps (set of 2); with swan-neck; fitted left and right on the artificial leather headboard A (not possible on artificial leather headboard B); incl. footswitch and preliminary transformer. This luminaire contains built-in LED lamps of the energy classes A++ to A. The lamps cannot be changed in the luminaire. 12 V; 10 W



Article	LED light strip	LED bed lamps for artificial leather headboard A
H x W x D in cm	for 49.6 cm width	
Order no.	40710	67000
RRP *		

Carcase versions

White lacquer
Natural oak
Core walnut

Front versions:
flaps and drawers

White lacquer
Natural oak
Core walnut
High-gloss white
High-gloss sand
High-gloss grey

Special combinations

Special combinations are arrangements that are reduced in price. This price advantage is only available when the arrangement is ordered exactly as described. The special combinations can be enhanced by including accessories. These are charged extra.



Special combination

consisting of a bed with artificial leather headboard A and two 70 cm wide consoles with 1 drawer and open compartment.

Bed: headboard in artificial leather Protex; surface: 100% polyurethane, underlying fabric: 70% polyester, 30% cotton
Artificial leather headboard optionally white, sand or grey. **Please state all the versions clearly in the order!**

Recommended accessories

Article	Order no.	RRP*
1x LED bed lamps (set of 2)	67000	
2x LED light strip	2x 40710	2x

Information on the energy class:
see the description of the individual units!

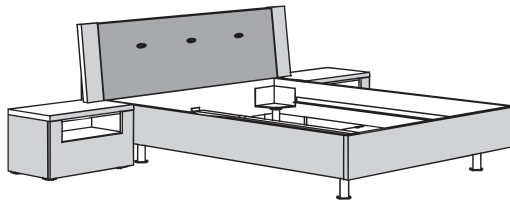
Base frames and mattresses

You will find the base frames and mattresses in the separate **now! sleeping systems** chapter!

Wardrobes

You will find the wardrobes and the functional and high-quality wardrobe interior fittings in the separate **now! flexx** and **now! slide** chapters!

Important: Choose a bed with artificial leather headboard A (all bed dimensions possible – see below) as well as two consoles type 4173 (see page 50).



Height: 90 cm
Width: 287.4 / 307.4 / 327.4 / 347.4 cm
Depth: 216 cm

Article	Special combination			
Bed inside width in cm	140	160	180	200
Order no.	990001	990101	990201	990301
RRP *				

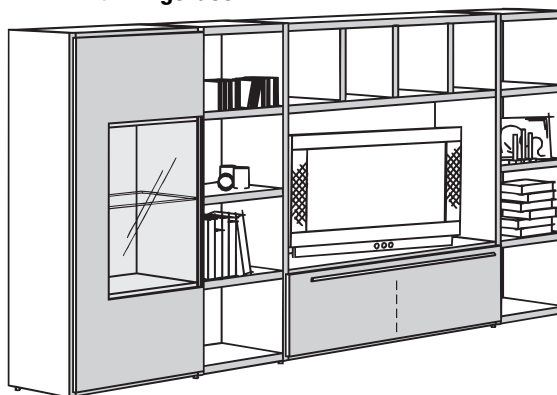
Special combination

Recommended accessories

Article	Order no.	RRP*
2x Open compartment	4423	
2x Drawers 2R	4152	
1x LED glass rim lamp	40810	

Information on the energy class:
see the description of the individual units!

with hinge-door



Height: approx. 146 cm
Width: approx. 313 cm
Depth: 40 cm

Article	Special combination
Order no.	990002 (as illustrated) / 991002 (vice versa)
RRP *	

Front versions:
doors and sliding-doors

White lacquer
High-gloss white
High-gloss sand
High-gloss grey

Versions of: side-panels; wooden shelves, partition,
open compartment, niche rear wall for side-panels

White lacquer
Sand lacquer
Grey lacquer
Natural oak
Core walnut

Changing versions:
In now! time colour combinations within individual units are possible. In this case please state the versions clearly and separately in the order!
Please state all the versions clearly in the order!

Type list



made in germany

Special combinations are arrangements that are reduced in price. This price advantage is only available when the arrangement is ordered exactly as described. The special combinations can be enhanced by including accessories. These are charged extra.




Special combination

Recommended accessories

Article	Order no.	RRP*
2x Drawers 2R	4172	
2x Open compartment	4423	
1x LED glass rim lamp	40810	

Information on the energy class:
see the description of the individual units!

with hinge-door



Height: approx. 146 cm
Width: approx. 353 cm
Depth: 40 cm

Article	Special combination
Order no.	990003 (as illustrated) / 991003 (vice versa)
RRP *	


Special combination

Recommended accessories

Article	Order no.	RRP*
2x Drawers 2R	4472	
2x Open compartment	4423	
1x LED glass rim lamp	40810	

Information on the energy class:
see the description of the individual units!

with sliding-door



Height: approx. 146 cm
Width: approx. 353 cm
Depth: 40 cm

Article	Special combination
H x W x D in cm	
Order no.	990004 (as illustrated) / 991004 (vice versa)
RRP *	

White lacquer
Natural oak
Core walnut

White lacquer
Natural oak
Core walnut
High-gloss white
High-gloss sand
High-gloss grey

Suggested combinations

As an alternative to planning an individual unit from the complete range there is the possibility of choosing from specially suggested combinations. This eases planning. Incorporating accessories can enhance the suggested combinations. These are charged extra.

Suggested combination

Recommended accessories

Article	Order no.	RRP*
1x Light strip	40610	

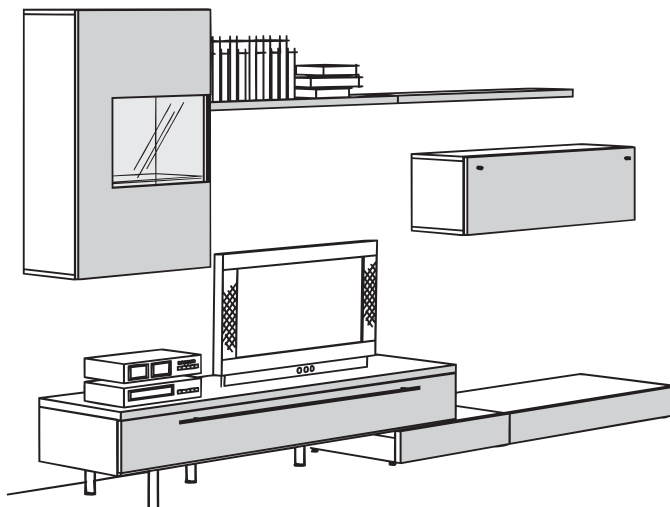
Information on the energy class:
see the description of the individual units!

Please note:

The combination illustrated here will be available until 31/12/2014 to celebrate the 20th birthday of now! by hülsta in the form of a special combination at the attractive special price of

Euro

Please note in this context the separate type list "20 years – Masterpieces on the 20th birthday of now!"!



Height: approx. 194 cm
Width: approx. 340 cm
Depth: 60 cm

Article	Suggested combination
H x W x D in cm	
Order no.	980001
RRP *	

Suggested combination

Recommended accessories

Article	Order no.	RRP*
1x Light strip	40610	

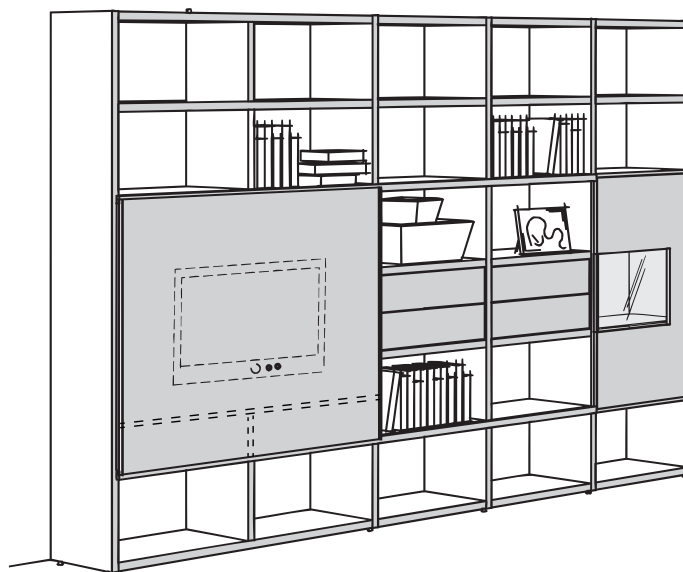
Information on the energy class:
see the description of the individual units!

Please note:

The combination illustrated here will be available until 31/12/2014 to celebrate the 20th birthday of now! by hülsta in the form of a special combination at the attractive special price of

Euro

Please note in this context the separate type list "20 years – Masterpieces on the 20th birthday of now!"!



Height: approx. 216 cm
Width: approx. 353 cm
Depth: 40 cm

Article	Suggested combination
H x W x D in cm	
Order no.	980002
RRP *	

**Front versions:
doors and sliding-doors**

White lacquer
High-gloss white
High-gloss sand
High-gloss grey

**Versions of: side-panels; wooden shelves, partition,
open compartment, niche rear wall for side-panels**

White lacquer
Sand lacquer
Grey lacquer
Natural oak
Core walnut

Changing versions:

In now! time colour combinations within individual units are possible. In this case please state the versions clearly and separately in the order!

Please state all the versions clearly in the order!

Type list



● ● ● made in germany

As an alternative to planning an individual unit from the complete range there is the possibility of choosing from specially suggested combinations. This eases planning. Incorporating accessories can enhance the suggested combinations. These are charged extra.

Suggested combination

Recommended accessories

Article	Order no.	RRP*
1x Light strip	40610	
1x LED glass rim lamp	40810	

Information on the energy class:
see the description of the individual units!

Please note:

The combination illustrated here will be available until 31/12/2014 to celebrate the 20th birthday of now! by hülsta in the form of a special combination at the attractive special price of

Euro

Please note in this context the separate type list "20 years – Masterpieces on the 20th birthday of now!"!



Height: approx. 146 cm
Width: approx. 280 cm
Depth: 50 cm

Article	Suggested combination
H x W x D in cm	
Order no.	980003
RRP *	

Suggested combination

Recommended accessories

Article	Order no.	RRP*
1x LED glass rim lamp	40810	

Information on the energy class:
see the description of the individual units!



Height: approx. 146 cm
Width: approx. 283 cm
Depth: 40 cm

Article	Suggested combination
H x W x D in cm	
Order no.	980004
RRP *	



Carcase versions

White lacquer
Natural oak
Core walnut


Front versions:
flaps and drawers

White lacquer
Natural oak
Core walnut
High-gloss white
High-gloss sand
High-gloss grey

Suggested combinations

As an alternative to planning an individual unit from the complete range there is the possibility of choosing from specially suggested combinations. This eases planning. Incorporating accessories can enhance the suggested combinations. These are charged extra.

Suggested combination



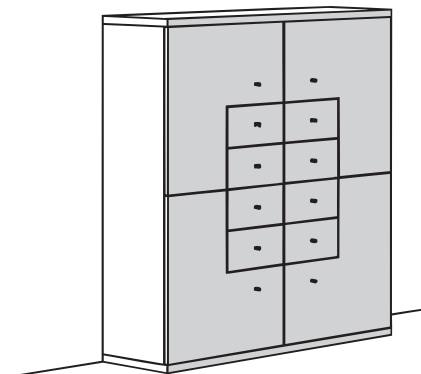
Height: approx. 146 cm
Width: approx. 213 cm
Depth: 40 cm

Article	Suggested combination
H x W x D in cm	
Order no.	980005
RRP *	

Suggested combination

Recommended accessories

Article	Order no.	RRP*
1x Wall shelf 120	4372	



Height: approx. 146 cm
Width: approx. 140 cm
Depth: 40 cm

Article	Suggested combination
H x W x D in cm	
Order no.	980006
RRP *	

Front versions:
doors and sliding-doors

White lacquer
High-gloss white
High-gloss sand
High-gloss grey

**Versions of: side-panels; wooden shelves, partition,
open compartment, niche rear wall for side-panels**

White lacquer
Sand lacquer
Grey lacquer
Natural oak
Core walnut

Changing versions:

In now! time colour combinations within individual units are possible. In this case please state the versions clearly and separately in the order!

Please state all the versions clearly in the order!

Type list



● ● ● made in germany

Possible arrangements

